

Scaled data based on original data using
LM-79-08 Approved Method: Electrical and Photometric Measurements of Solid-
State Lighting Products

Test Report Prepared for
Cooper Lighting Solutions
(formerly Eaton)

Brand: McGRAW-EDISON

Report Number: P200444

Luminaire Tested: **GPC-AF-02-LED-E1-SL3-7060-600-HSS**

Issue Date: 3/3/2020

Test Information

Test Method: LM-79-08
Report Number: P200444
TEST IS SCALED FROM IESNA LM-79-08 TEST DATA (P24289)
Test Lab: INNOVATION CENTER P2
Issue Date: 3/3/2020
Manufacturer: COOPER LIGHTING SOLUTIONS (FORMERLY EATON)
Product Line: MCGRAW-EDISON
Catalog Number: GPC-AF-02-LED-E1-SL3-7060-600-HSS
Description: GALLEON PEDESTRIAN LUMINAIRE
(2) 70 CRI, 5700K, 615mA LIGHTSQUARES WITH 16 LEDS EACH AND TYPE III
SPILL LIGHT ELIMINATOR OPTICS WITH HOUSE SIDE SHIELD
Light Source: -
Ballast/Driver: ELECTRONIC DRIVER

Summary

Lumens per Lamp: N/A
Luminaire Lumens: 6993 lumens
Efficiency: N/A
Efficacy: 106.0 lumens/watt
Luminous Opening: Rectangular (W 1' x L: 0.5' x H: 0')
IES Classification: Type III - Short - Non-Cutoff
BUG Rating: B1 - U0 - G2

Input Watts (W): 66
Input Voltage (V): NR
Input Current (Ain): NR
Voltage Rise (V): NR
Power Factor: NR
Total Harmonic Distortion (THDi): NR
Frequency (hertz): 60
Stabilization Time: NR
Operation Time: NR
Ambient Temperature (°C): NR
Test Distance: 25 FT

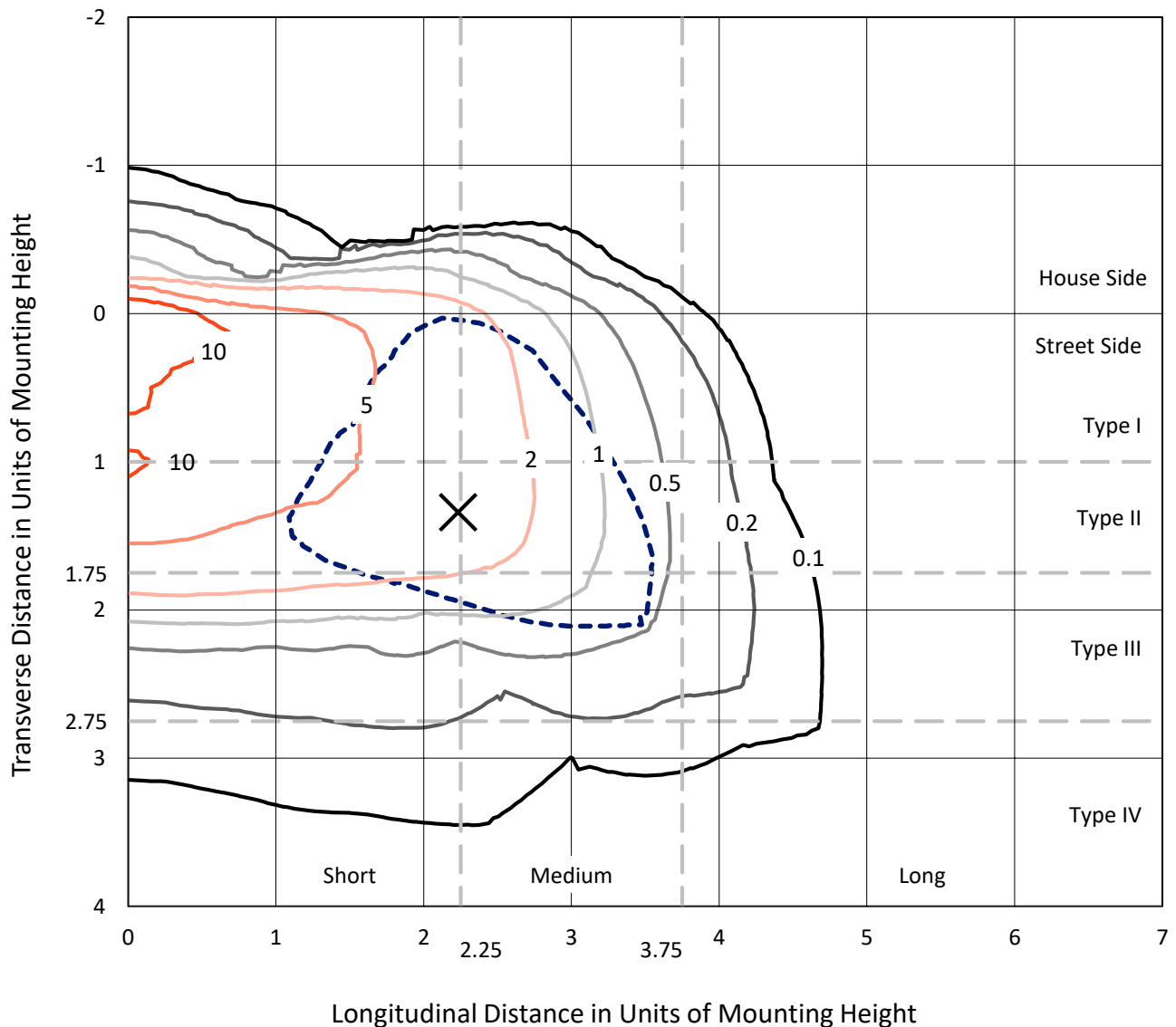


REPORT NUMBER: P200444

CATALOG NUMBER: GPC-AF-02-LED-E1-SL3-7060-600-HSS

Iso-Footcandle Lines of Horizontal Illumination

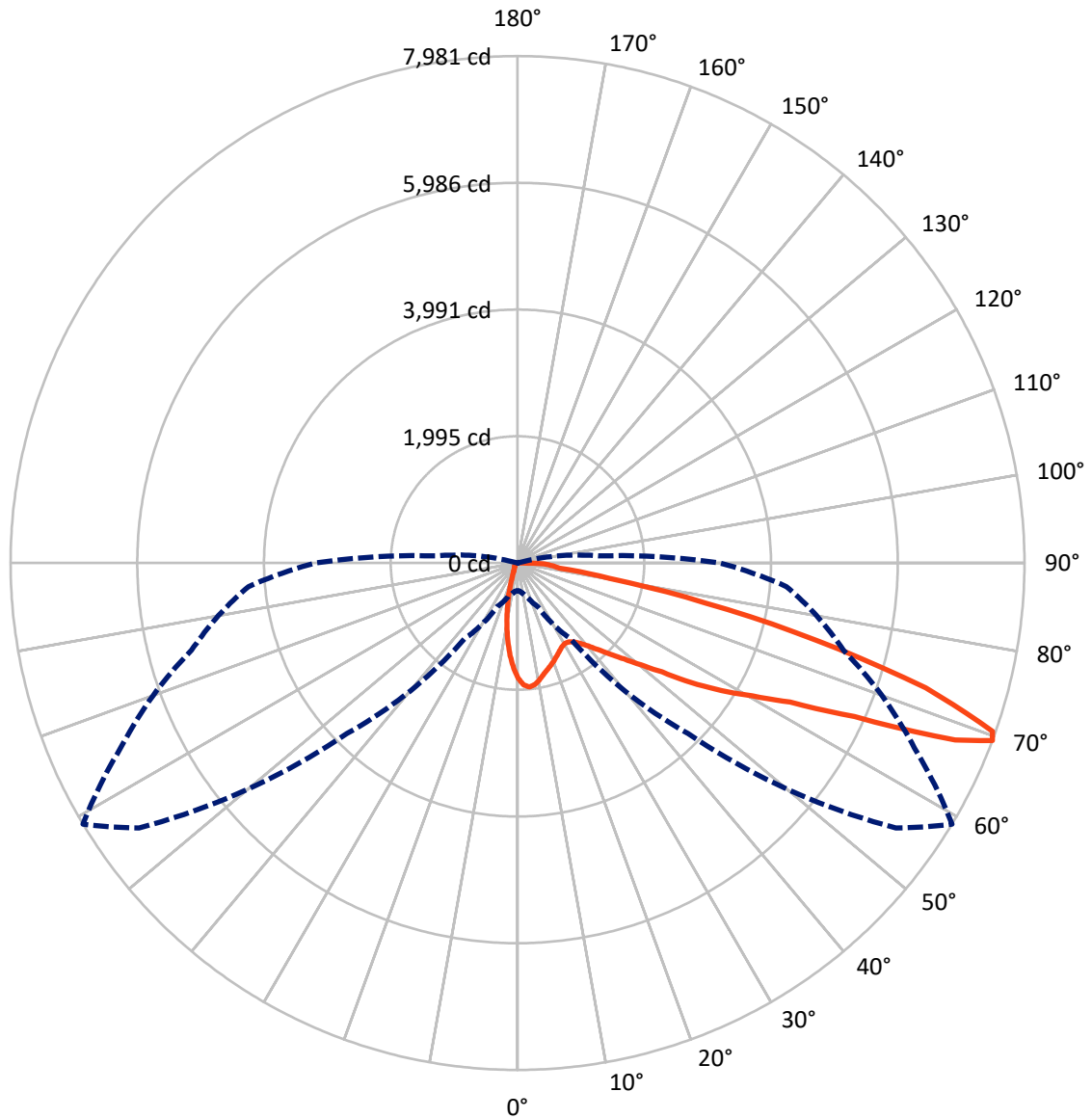
× Max cd
 - - - 1/2 Max cd



Based on 10 foot mounting height. Maximum calculated value = 18.3 fc
 Type III - Short - Non-Cutoff

REPORT NUMBER: P200444
CATALOG NUMBER: GPC-AF-02-LED-E1-SL3-7060-600-HSS

Luminous Intensity Polar Plot



— Vertical Plane Through 59-Deg Lateral - - - Horizontal Cone Through 69-Deg Vertical

REPORT NUMBER: P200444

CATALOG NUMBER: GPC-AF-02-LED-E1-SL3-7060-600-HSS

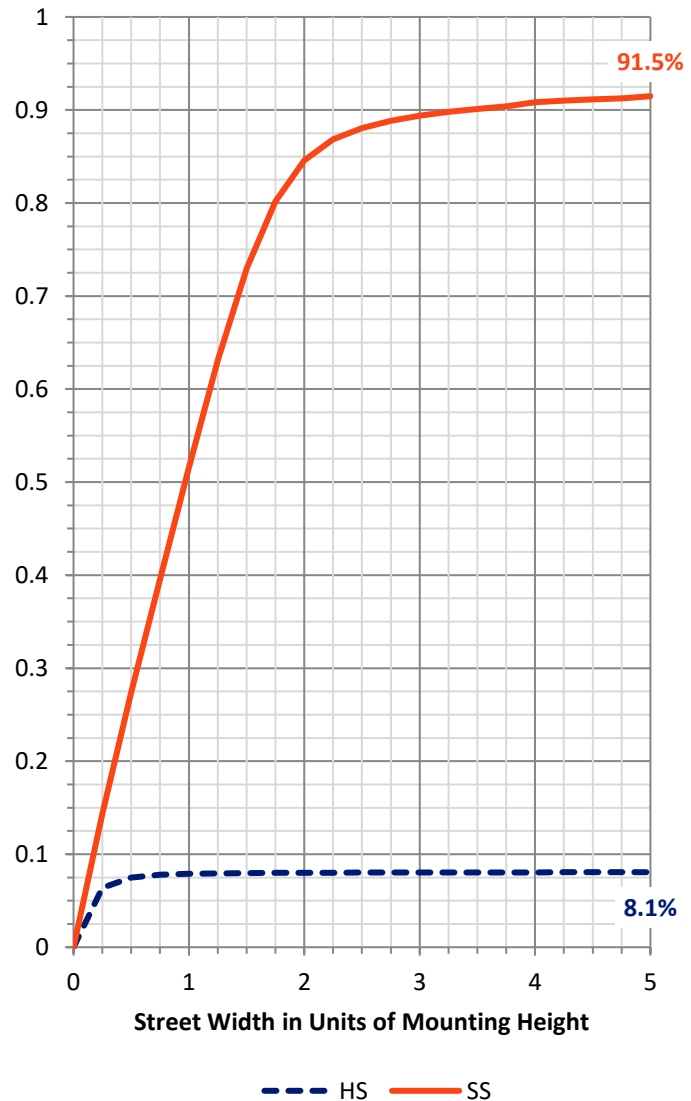
FLUX DISTRIBUTION:

		Downward	Upward	Total
House Side	Lumens	569.5	0.0	569.5
	% Fixture	8.1	0.0	8.1
Street Side	Lumens	6423.5	0.0	6423.5
	% Fixture	91.9	0.0	91.9
Total	Lumens	6993.0	0.0	6993.0
	% Fixture	100.0	0.0	100.0

Coefficient of Utilization

ZONAL LUMENS:

Zone	Lumens	% Fixture
0°-10°	147.7	2.1
10°-20°	305.3	4.4
20°-30°	410.8	5.9
30°-40°	596.5	8.5
40°-50°	993.1	14.2
50°-60°	1549.3	22.2
60°-70°	1917.1	27.4
70°-80°	971.6	13.9
80°-90°	101.7	1.5
90°-100°	0.0	0.0
100°-110°	0.0	0.0
110°-120°	0.0	0.0
120°-130°	0.0	0.0
130°-140°	0.0	0.0
140°-150°	0.0	0.0
150°-160°	0.0	0.0
160°-170°	0.0	0.0
170°-180°	0.0	0.0
0°-90°	6993.0	100.0
0°-180°	6993.0	100.0



REPORT NUMBER: P200444

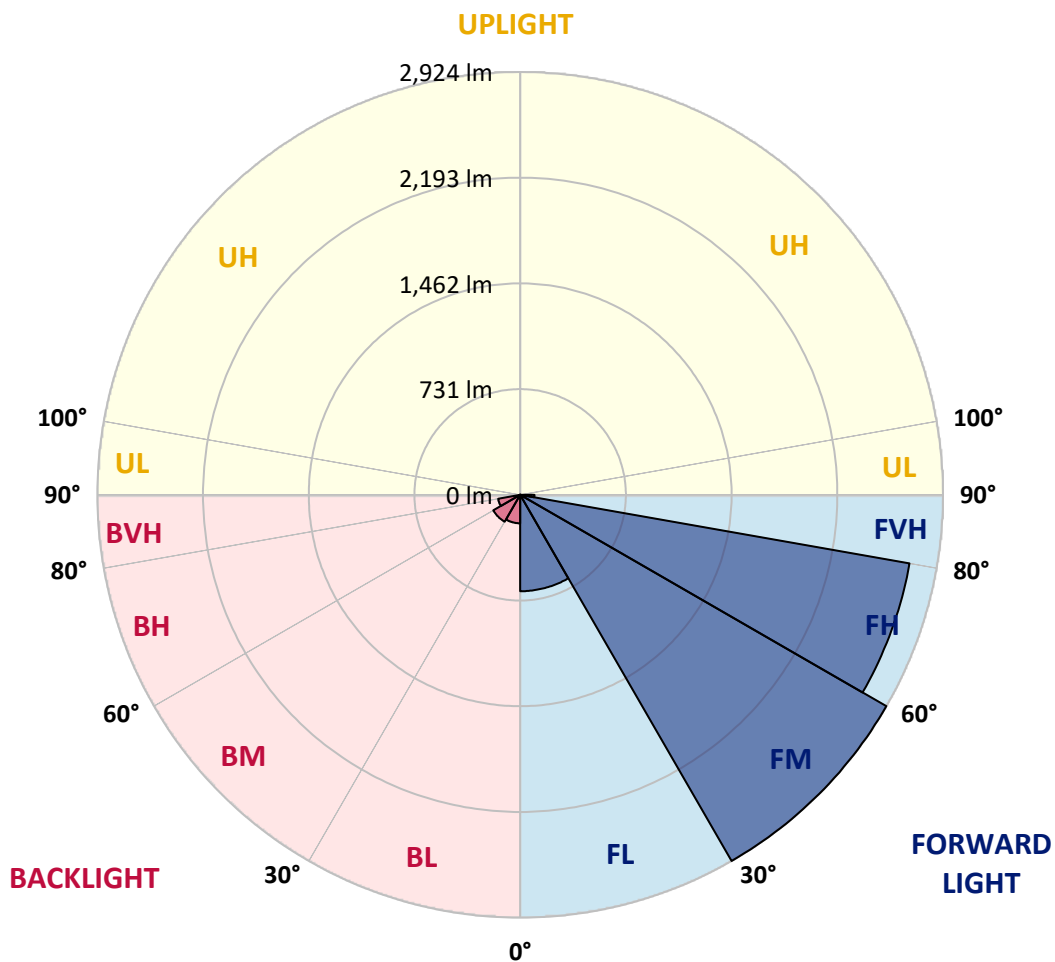
CATALOG NUMBER: GPC-AF-02-LED-E1-SL3-7060-600-HSS

LUMINAIRE CLASSIFICATION SYSTEM LUMEN TABLE AND BUG RATING:

Zone		Lumens	% Fixture	Zone Rating/Lumen Limit		
				B	U	G
FL	(0°-30°)	666.7	9.5			
FM	(30°-60°)	2924.3	41.8			
FH	(60°-80°)	2734.0	39.1			G2/5000
FVH	(80°-90°)	98.5	1.4			G1/100
BL	(0°-30°)	197.1	2.8	B1/500		
BM	(30°-60°)	214.6	3.1	B0/220		
BH	(60°-80°)	154.7	2.2	B1/500		G1/500
BVH	(80°-90°)	3.1	0.0			G0/10
UL	(90°-100°)	0.0	0.0		U0/0	
UH	(100°-180°)	0.0	0.0		U0/0	

BUG Rating: B1-U0-G2

Type III Short





REPORT NUMBER: P200444

CATALOG NUMBER: GPC-AF-02-LED-E1-SL3-7060-600-HSS

CANDELA DISTRIBUTION (FULL):

	0°	5°	15°	25°	35°	45°	55°	59°	65°	75°	85°
0°	1820.2	1820.2	1820.2	1820.2	1820.2	1820.2	1820.2	1820.2	1820.2	1820.2	1820.2
2.5°	1995.0	1994.2	1985.5	1981.5	1974.4	1959.4	1936.0	1923.8	1904.0	1869.6	1823.3
5°	1976.8	1986.3	1991.4	1991.8	1996.9	1991.4	1970.4	1960.2	1932.9	1877.5	1794.5
7.5°	1853.4	1857.0	1871.6	1884.2	1908.8	1932.1	1939.6	1935.3	1919.0	1859.7	1749.4
10°	1721.3	1724.9	1742.3	1758.9	1792.1	1828.1	1866.1	1874.0	1880.7	1834.4	1705.9
12.5°	1607.4	1611.0	1628.8	1650.5	1689.3	1733.6	1792.5	1805.6	1835.2	1810.3	1671.1
15°	1509.4	1511.0	1528.4	1555.2	1601.5	1658.4	1725.3	1746.2	1791.7	1793.3	1640.7
17.5°	1425.9	1429.9	1440.6	1466.3	1516.9	1587.3	1665.2	1695.2	1748.6	1779.1	1611.0
20°	1374.9	1378.9	1378.5	1392.7	1438.2	1513.3	1605.1	1641.0	1705.9	1764.4	1584.5
22.5°	1365.0	1365.0	1354.8	1352.8	1379.7	1442.5	1542.6	1586.5	1667.5	1758.1	1565.9
25°	1400.2	1398.6	1372.9	1352.0	1353.2	1390.7	1482.1	1534.3	1635.1	1762.4	1556.0
27.5°	1474.6	1472.6	1440.2	1400.2	1368.2	1367.8	1436.2	1492.4	1609.4	1783.0	1560.0
30°	1577.4	1576.6	1541.4	1491.2	1433.1	1379.7	1420.4	1471.4	1592.8	1820.2	1569.1
32.5°	1689.7	1688.5	1662.0	1609.0	1535.5	1433.1	1437.0	1479.7	1597.6	1869.6	1591.2
35°	1808.7	1806.7	1795.3	1749.0	1667.9	1531.5	1491.6	1524.8	1627.6	1943.6	1634.7
37.5°	1937.6	1939.6	1947.9	1903.6	1818.6	1669.5	1582.9	1605.5	1688.1	2044.0	1705.5
40°	2127.8	2127.4	2130.2	2072.1	1990.2	1838.4	1710.6	1717.8	1789.3	2177.3	1813.1
42.5°	2473.0	2448.9	2375.8	2257.1	2174.9	2031.3	1871.6	1864.1	1913.1	2342.2	1963.7
45°	2936.9	2885.5	2695.7	2468.3	2363.1	2248.8	2069.7	2045.6	2076.8	2540.3	2149.6
47.5°	3335.9	3282.5	3014.0	2688.2	2562.8	2455.2	2301.8	2258.3	2268.6	2762.1	2385.3
50°	3471.5	3445.4	3210.9	2879.5	2756.2	2715.0	2571.1	2518.1	2503.5	3018.7	2658.5
52.5°	3424.5	3422.5	3266.3	3003.7	2933.3	2983.9	2910.0	2848.7	2794.9	3289.2	2936.5
55°	3348.9	3358.8	3288.8	3112.5	3110.1	3229.5	3373.4	3322.4	3166.6	3583.0	3176.1
57.5°	3140.5	3182.8	3276.2	3318.1	3415.4	3537.5	3759.4	3789.4	3605.2	3808.0	3375.0
60°	2548.2	2641.1	2946.4	3347.7	3808.8	4113.3	4225.2	4250.9	3965.0	3995.1	3643.5
62.5°	1808.7	1903.6	2290.7	2969.7	3814.7	4869.8	4919.2	4818.4	4361.2	4272.3	4106.6
65°	960.1	1033.3	1349.6	2143.6	3307.4	5045.3	6132.8	5832.3	5060.4	4817.6	4704.9
67.5°	491.1	513.3	639.0	1049.1	2273.7	4481.4	7220.6	7432.2	6265.3	5358.5	4676.0
69°	434.6	447.6	531.1	758.4	1456.0	3795.8	7273.6	7981.4	6896.0	5313.4	4249.3
70°	420.7	432.2	508.1	686.5	1138.1	3183.2	7070.7	7933.2	7057.3	5141.8	3930.6
72.5°	357.1	367.0	452.4	606.6	924.9	1580.2	5743.7	6722.4	6332.9	4283.3	2845.1
75°	238.8	271.3	434.2	568.6	860.5	897.6	3786.7	4857.9	4512.7	2889.0	1482.1
77.5°	57.3	61.7	122.6	452.4	786.9	790.1	1947.5	3019.9	2463.2	1029.7	350.4
80°	30.8	29.7	34.4	89.8	732.7	741.4	876.7	1465.9	879.4	170.8	115.5
82.5°	21.7	20.6	22.1	37.6	230.5	675.4	634.3	663.5	364.6	65.6	51.8
85°	7.9	7.5	12.3	34.0	72.4	388.3	651.7	547.3	295.4	30.1	38.0
87.5°	2.8	2.4	4.7	18.6	22.1	165.3	402.2	413.6	116.3	18.2	17.8
90°	0.0	0.0	0.0	0.0	0.0	0.0	0.0	0.0	0.0	0.0	0.0



REPORT NUMBER: P200444

CATALOG NUMBER: GPC-AF-02-LED-E1-SL3-7060-600-HSS

CANDELA DISTRIBUTION (continued):

	90°	95°	105°	115°	125°	135°	145°	155°	165°	175°	180°
0°	1820.2	1820.2	1820.2	1820.2	1820.2	1820.2	1820.2	1820.2	1820.2	1820.2	1820.2
2.5°	1804.0	1779.5	1734.4	1688.1	1645.4	1594.0	1568.3	1543.0	1532.3	1528.4	1509.8
5°	1751.8	1710.3	1614.6	1518.5	1429.9	1335.8	1273.7	1223.9	1194.6	1180.4	1157.8
7.5°	1684.9	1616.9	1471.8	1323.5	1185.5	1049.5	948.6	871.1	817.8	792.1	768.7
10°	1620.1	1529.5	1323.1	1121.1	933.6	753.3	614.1	513.3	448.8	419.2	400.2
12.5°	1562.0	1444.5	1179.6	923.7	688.5	477.3	335.7	255.5	215.5	201.7	194.9
15°	1510.2	1366.2	1043.9	736.3	466.2	272.8	183.5	156.2	149.9	149.9	149.1
17.5°	1461.1	1289.5	913.1	560.3	292.6	166.9	139.6	136.0	136.0	137.6	137.6
20°	1414.1	1216.4	786.5	402.2	184.3	132.5	126.1	125.4	126.1	128.1	128.1
22.5°	1373.7	1149.9	668.3	276.0	136.8	119.4	116.3	115.1	115.5	116.7	117.4
25°	1343.7	1093.8	556.8	187.0	117.8	108.7	105.2	103.2	101.6	101.6	102.4
27.5°	1324.7	1046.3	448.8	136.0	106.0	98.9	93.3	90.2	86.6	84.6	85.4
30°	1310.9	1001.2	347.6	111.1	94.9	87.8	80.7	75.5	70.4	68.0	68.8
32.5°	1305.7	964.9	259.8	98.1	85.0	77.1	68.4	61.7	56.2	54.2	54.6
35°	1319.6	936.0	190.2	88.6	77.1	67.2	57.3	49.8	45.5	44.3	44.7
37.5°	1355.9	920.6	142.4	80.7	70.0	58.9	47.8	40.7	38.0	38.0	38.4
40°	1424.7	920.2	114.3	75.1	63.7	51.0	39.5	34.4	32.8	33.6	34.0
42.5°	1525.2	941.1	99.6	70.0	58.1	43.5	32.8	29.3	28.9	29.7	30.1
45°	1662.4	979.5	91.7	65.6	52.2	36.4	27.7	25.3	25.3	26.5	26.9
47.5°	1830.5	1035.6	85.0	61.3	46.3	30.4	23.7	22.1	22.5	23.7	24.1
50°	2032.9	1106.4	78.3	56.5	41.9	25.3	20.6	19.4	19.8	21.4	21.7
52.5°	2263.5	1201.7	72.8	52.2	36.4	21.0	17.4	16.6	17.4	19.0	19.4
55°	2461.2	1287.1	66.0	48.6	29.3	17.4	14.2	14.2	15.0	17.0	17.4
57.5°	2651.4	1376.5	60.1	41.9	22.9	13.8	11.9	12.3	13.4	15.4	15.8
60°	2930.6	1528.0	53.0	35.2	17.4	11.1	9.9	10.3	11.9	13.8	14.2
62.5°	3404.7	1758.5	45.9	29.3	13.4	8.7	7.9	8.7	10.7	13.0	13.4
65°	3832.5	1852.2	37.6	24.5	10.3	6.7	6.7	7.9	10.3	12.7	13.0
67.5°	3594.1	1559.2	29.3	19.4	7.9	5.1	5.5	7.5	9.9	12.7	13.0
69°	3178.5	1274.9	24.9	15.4	6.7	4.7	5.1	7.5	9.9	12.3	12.7
70°	2854.6	1076.4	22.1	13.0	5.9	4.7	5.1	7.1	9.9	12.3	12.7
72.5°	1911.9	581.3	17.8	9.5	5.5	4.3	4.3	7.1	9.5	11.9	12.3
75°	821.7	160.5	14.2	6.7	4.7	4.0	4.0	6.7	9.1	11.5	12.3
77.5°	150.3	40.7	11.5	5.9	4.7	4.0	3.6	6.3	8.7	11.1	11.5
80°	59.7	20.2	9.1	5.1	4.3	3.6	3.2	5.9	8.3	10.7	11.1
82.5°	36.0	11.5	7.5	4.7	4.3	3.2	2.8	5.1	7.9	10.3	10.7
85°	29.3	7.9	5.9	4.7	4.0	3.2	2.4	4.7	7.1	9.9	10.3
87.5°	14.2	5.5	5.5	4.3	4.0	3.2	2.4	4.3	6.7	9.5	9.9
90°	0.0	0.0	0.0	0.0	0.0	0.0	0.0	0.0	0.0	0.0	0.0

(END OF REPORT)